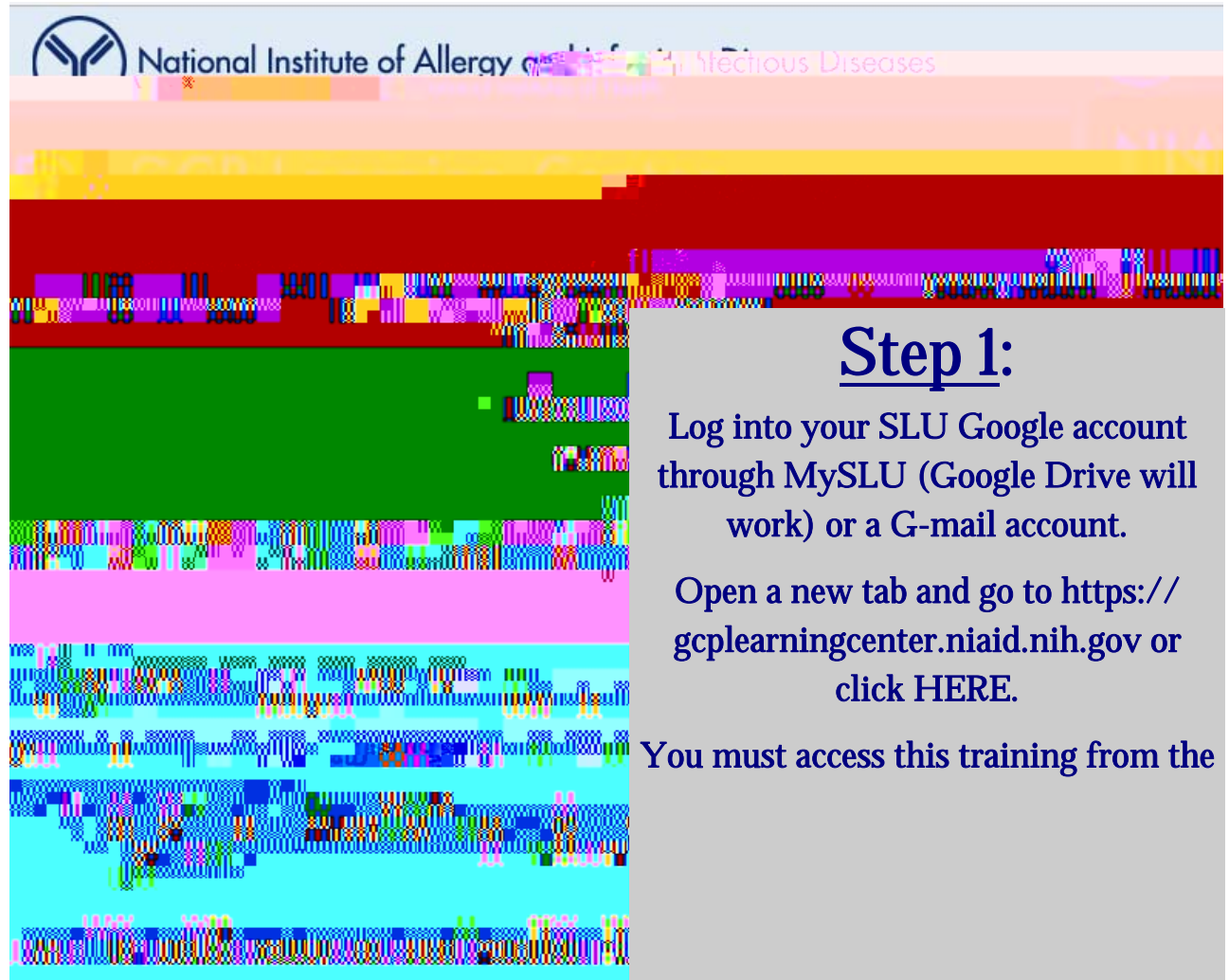


Registering for NIAID GCP Training

New Users

The image shows a screenshot of the NIAID GCP Training registration page. At the top, the NIAID logo and the text "National Institute of Allergy and Infectious Diseases" are visible. Below this, there is a navigation bar with "Home" and "NIAID" links. The main content area is mostly obscured by a large, multi-colored redaction box. The text "Step 1:" is prominently displayed in blue, underlined font. Below it, instructions are provided in blue text: "Log into your SLU Google account through MySLU (Google Drive will work) or a G-mail account." and "Open a new tab and go to https://gcplearningcenter.niaid.nih.gov or click HERE." At the bottom of the redacted area, the text "You must access this training from the" is visible.

Step 1:

Log into your SLU Google account through MySLU (Google Drive will work) or a G-mail account.

Open a new tab and go to <https://gcplearningcenter.niaid.nih.gov> or click [HERE](#).


You must access this training from the



STEP 2:

Under the Account Type menu, select “Social Login/OpenID”.

Remember: You must be logged into a Google account (SLU or other) to access this course (unless you have been given other access instructions or otherwise have permissions to access).



STEP 3:
On the new drop down menu that appears, select “Google”.
Then click “Continue”.

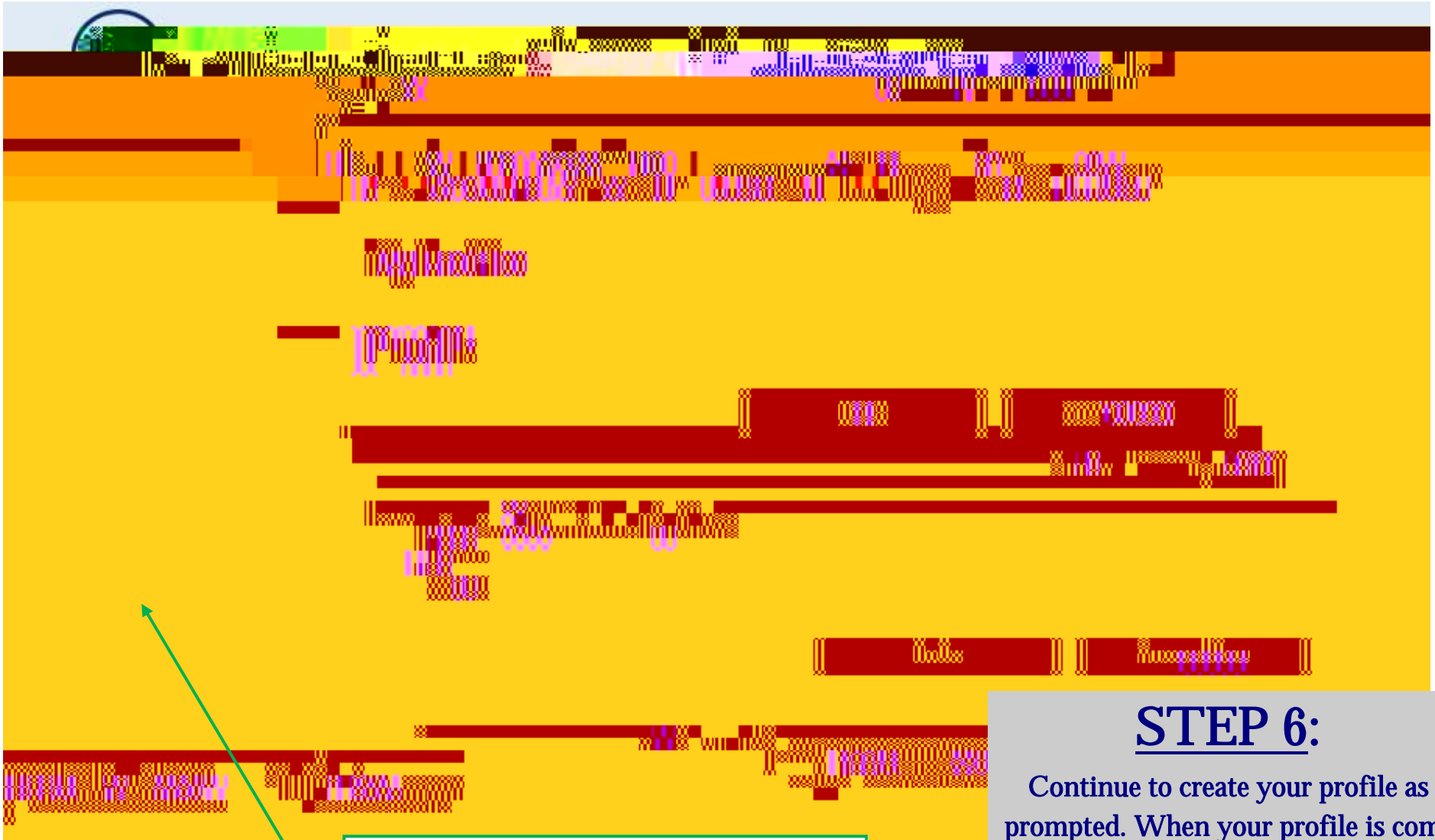


STEP 4:
When prompted, click "Allow".



STEP 5:

Begin your registration by entering your first and last name.



Answer the questions honestly. You do not have to work for the NIAID to complete this course, it is a free course open to the public.

STEP 6:

Continue to create your profile as prompted. When your profile is completed you will be taken to the main menu to start the GCP course.

If you have any questions, please contact the IRB at (314) 977-7744 or irb@slu.edu.